


Evacuation lighting

The self-contained units will be SATI type, 25 mm thick, in painted aluminum profile with silk-screen printing, for recessed ceiling installation in accordance with the integration plan, with an assigned luminous flux of 45 lumens for 1H, from BEHAR Sécurité, S-Kape series type SKEP45 - (ref: 75600) or equivalent.



Depending on the area, wall-mounted S-Kape type SKAM45 (ref: 75 602) painted aluminum profile blocks can be installed.



As an option, depending on configuration, screen-printed signage on painted plates will be offered.



Depending on the area, S-Kape type SKSP45 (ref: 75 601) painted aluminum profile ceiling blocks can be installed.



Ambient lighting


Combinations of mood lighting or panic lighting and evacuation can also be offered.

BEHAR Sécurité, S-KAPE series, SKEP400 type (ref: 75615) or equivalent. With an assigned flux of 360 Lumens in non-permanent mode.

Depending on the zone, wall-mounted edge blocks from the same series, type S-KAPE SKAM400 (ref: 75617), may be installed.



Depending on the zone, ceiling-mounted edge blocks from the same series, type S-Kape SKSP400 (ref: 75616) may be installed.




Evacuation lighting

The self-contained units will be ADRESSABLE type, 25 mm thick, in painted aluminum profile with silk-screen printing, flush-mounted on the ceiling in accordance with the integration plan, with an assigned luminous flux of 45 lumens for 1H, from BEHAR Sécurité, S-Kape series type SKEP45A - (ref: 75 620) or equivalent.



Depending on the area, wall-mounted S-Kape type SKAM45A (ref: 75 622) painted aluminum profile blocks can be installed.



As an option, depending on configuration, screen-printed signage on painted plates will be offered.



Combinations of ambient lighting, panic lighting and evacuation can also be offered. Depending on the zone, S-Kape type SKSP45A (ref. 7 621) painted aluminum profile ceiling-mounted units can be installed.




Ambient lighting

BEHAR Sécurité, S-KAPE series, type SKEP400A (ref: 75635) or equivalent. With a rated output of 360 Lumens in non-permanent mode.

Depending on the zone, wall-mounted edge blocks from the same series, type S-KAPE SKAM400A (ref: 75637), may be installed.



Depending on the zone, ceiling-mounted edge blocks from the same series, type S-Kape SKSP400A (ref: 75636) may be installed.




Evacuation lighting


The units will be LSC type, 25 mm thick, in painted aluminum profile with silk-screen printing, for recessed ceiling installation in accordance with the integration plan, with an assigned luminous flux of 45 lumens, from BEHAR Sécurité, S-Kape series type SKEP45SC - (ref: 75640) or equivalent.



Depending on the area, wall-mounted S-Kape type SKAM45SC (ref: 75642) painted aluminum profile blocks can be installed.



As an option, depending on configuration, screen-printed signage on painted plates will be offered.



DCombinations of ambient lighting, panic lighting and evacuation can also be offered.
Depending on the zone, S-Kape type SKSP45SC (ref: 75641) painted aluminum profile ceiling-mounted units can be installed.



Ambient lighting

BEHAR Sécurité, S-KAPE series, type SKEP400SC (ref: 75645) or equivalent. With a rated output of 360 Lumens in non-permanent mode.

Depending on the zone, wall-mounted edge blocks from the same series, type S-KAPE SKAM400SC (ref: 75647), may be installed.



Depending on the zone, ceiling-mounted edge blocks from the same series, type S-Kape SKSP400SC (ref: 75646) may be installed.

